













LEPRECHAUN PRANKS












NAME _____

IN THE BEDROOM

-  String green, white, and orange crepe paper across the bedroom door.
-  Scatter chocolate gold coins across pillows and blankets.
-  Leave tiny green footprints on the bedroom floor.
-  Hide gold coins inside pillowcases.
-  Dress stuffed animals in Irish green.
-  Tie green ribbons around bedposts.
-  Leave a 'You Can't Catch Me!' note on the nightstand.
-  Swap regular socks for bright green ones in dresser drawers.
-  Place a tiny green top hat on a favorite toy.
-  Hang a rainbow drawing with a note about missing gold.



BATHROOM PRANKS

-  Turn the toilet water green with food coloring.
-  Draw shamrocks on the toilet paper roll.
-  Seal the toilet paper closed with a shamrock sticker.
-  Replace regular towels with green towels.
-  Put out green hand soap overnight.
-  Write a washable leprechaun message on the mirror.
-  Scribble a message on the shower curtain using washable marker.
-  Leave green handprints on the mirror.
-  Place a small green hat on a shampoo bottle.




















LEPRECHAUN PRANKS









IN THE KITCHEN

-  Leave kitchen cabinets wide open with notes pinned inside.
-  Dump silverware out of a drawer.
-  Turn cups and saucepans upside down.
-  Leave half-empty glasses of green milk on the counter
-  Remove marshmallows from Lucky Charms cereal.
-  Leave only green cereal pieces in a bowl.
-  Thread cereal into a lucky bracelet.
-  Make green, white, and orange jelly bean bracelets.
-  Leave trays of green ice cubes in the freezer.
-  Add green food coloring to pancake batter
-  Spill flour and create tiny footprints through it.
-  Hide chocolate coins in the fridge.
-  Tape googly eyes onto fruit in the fruit bowl.
-  Leave cocoa powder “muddy” boot prints leading to the cookie jar
-  Replace cereal with green popcorn.



ENTRYWAY AND SHOE PRANKS

-  Leave chocolate gold coins inside shoes.
-  Hide gold foil kisses inside sneakers
-  Replace shoelaces with bright green laces.
-  Sprinkle tiny footprints near the doorway.
-  Tie green ribbon across the hallway
-  Leave a shamrock note taped inside a shoe.















LEPRECHAUN PRANKS








LIVING ROOM PRANKS

-  Turn small chairs upside down.
-  Scatter green balloons across the floor.
-  Hide dimes or coins inside balloons.
-  Leave a trail of gold foil candies on the stairs.
-  Switch family photos with leprechaun pictures overnight.
-  Scatter shamrock confetti on the coffee table.
-  Leave a tiny ladder propped against a shelf.
-  Place a pot of chocolate coins at the end of a rainbow drawing.
-  Write a message on a dry erase board.
-  Turn couch cushions upside down and scatter gold coins.







PET & TOY PRANKS

-  Tie a green bandana around the dog's neck
-  Wrap a shamrock scarf around a pet.
-  Dress dolls and teddy bears in Irish green.
-  Add shamrock stickers to toys.
-  Leave a note blaming the dog for leprechaun mischief.



LEPRECHAUN TRAP FUN

-  Build a decorated shoebox leprechaun trap.
-  Bait the trap with chocolate gold coins.
-  Leave tiny footprints near the trap
-  Leave glitter as leprechaun escape dust.

